

FALL 2017/WINTER 2018 trends

Members continue to take advantage of wellness benefits

More than 124,000 screenings have been performed since 2015

Close to 40,000 State Health Plan members a year have gotten a preventive biometric screening since the benefit became available at no member cost in 2015.

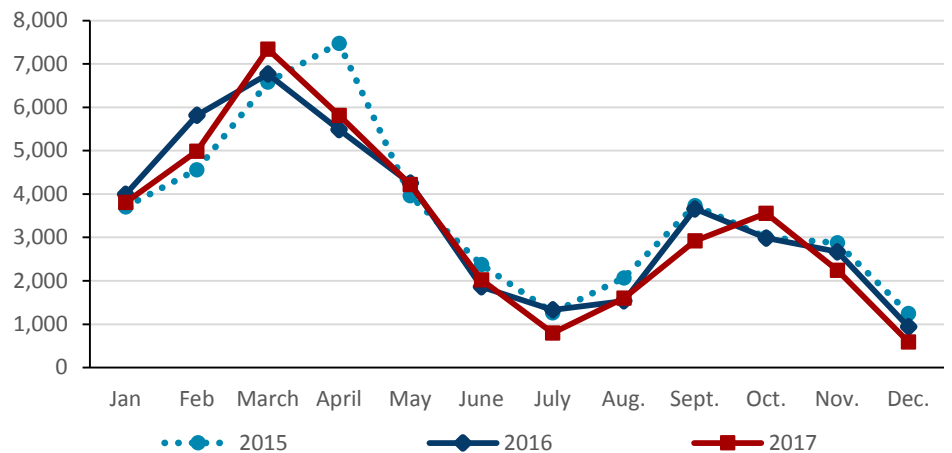
There was a 79.7 increase from 23,845 in 2014, the last year the screening cost members \$15, to 42,848 in 2015. Since then, participation has remained steady, with 41,298 screenings in 2016 and 39,893 in 2017.

The number of worksite screening dates grew from 980 in 2016 to 1,022 in 2017.

Here's a look at utilization of some of the other wellness benefits offered to State Health Plan members in 2017:

- **Flu vaccine** The total number of members who got flu shots

Preventive screenings: 2015-2017



during the 2016-2017 flu season, which spanned July 2016 through June 2017, was 105,210. Adults accounted for 76,842 of those. Children 18 and younger made up the remaining 28,368. The plan covered 98,770 flu vaccinations in the 2015-2016 flu season.

- **Adult vaccinations** The State Health Plan paid benefits for 18,819 adult vaccines in 2017, down 4.9 percent from 19,785

in 2016. This total includes the shingles vaccine. The number of members who got the shingles vaccine dropped 31.5 percent, from 6,699 in 2016 to 4,586 in 2017. The number of vaccinations will vary annually based on their dosage schedule.

- **Diabetes education** The number of State Health Plan members who participated in diabetes education

Continued on Page 3

State Health Plan membership snapshot

Enrollment in the plan has grown an average of 1.9 percent annually since 2013

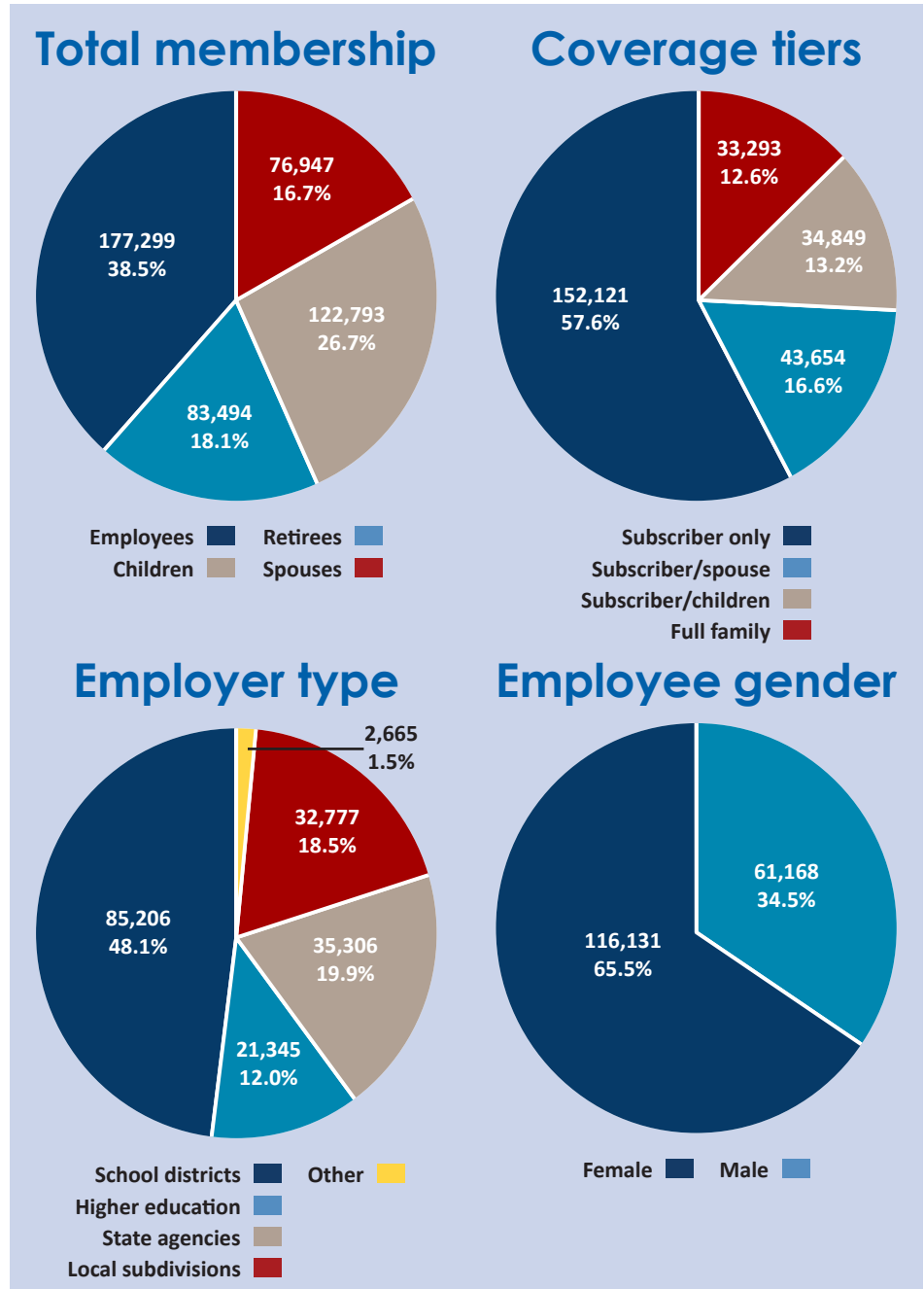
Enrollment in the State Health Plan continued its upward trend in 2017, increasing 1.1 percent to 460,533 members from 455,665 members in 2016.

The number of employees enrolled in the plan increased 0.4 percent from 176,606 in 2016 to 177,299 in 2017. The number of retirees enrolled grew 2.8 percent from 81,244 in 2016 to 83,494 in 2017. The number of children enrolled in the State Health Plan rose from 120,460 in 2016 to 122,793 in 2017, an increase of 1.9 percent. The number of spouses grew 2.5 percent, from 74,988 in 2016 to 76,947 in 2017.

Since 2013, enrollment in the State Health Plan has grown an average of 1.9 percent annually. The percentage growth of 1.1 percent was the lowest in the past five years.

The majority of subscribers, 152,121 or 57.6 percent, are enrolled in subscriber-only coverage. Subscriber/spouse coverage was second in enrollment with 43,654 (16.6 percent). Subscriber/child coverage was third with 34,849 (13.2 percent) and 33,293 members (12.6 percent) had full family coverage.

Of the 177,299 total active employees enrolled in the State Health Plan last year, 85,206 worked for school districts (48.1 percent),



21,345 worked for higher education (12.0 percent), 35,306 worked for state agencies (19.9 percent) and 32,777 worked for local subdivisions (18.5 percent). Another 2,665 worked for other employers (1.5 percent).

The average age of active employees was 45 years old in 2017. The majority of active employees, 65.5 percent, were female.

Plan provides nearly 90,000 Well Child office visits in 2016

Children account for 13.2 percent of year's total claims payments

The State Health Plan provided 89,299 Well Child Care office visits and immunizations during 2016, an increase of 10 percent from the 81,187 provided in 2015. The plan paid \$15.0 million in 2016, 6.6 percent more than the \$14.1 the plan paid in 2015.

In 2016, 197,545 immunizations were covered through the benefit. Children younger than age 1 received 59,319 immunizations, which was 30.0 percent of the total immunizations in 2016. Children age 1 received 37,732 immunizations, or 19.1 percent of the 2016 total. Immunizations for children ages 2-5 totaled 33,312, or 16.9 percent. Children ages 6-8 received 9,118 immunizations (4.6 percent) while children ages 9-12 received 28,477 immunizations (14.4 percent). Children ages 13-18 received 29,587 immunizations, or 15.0 percent.

During 2016, the State Health Plan insured an average of 122,793 children. These children made up 26.7 percent of the total insured lives. Claims payments made on behalf of these members totaled \$167.60 million (13.2 percent

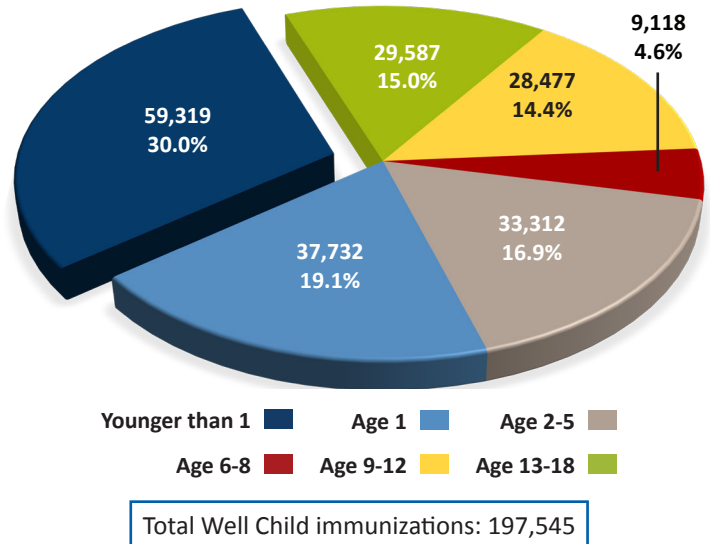
Wellness

Continued from Page 1

increased to 464 in 2017, up from 356 participants in 2016. The total number of visits increased from 420 in 2016 to 531 in 2017.

- Tobacco cessation** In 2017, 429 State Health Plan members participated in the Quit for Life[®] tobacco cessation program, down from 445 in 2016. The plan covered 1,854 tobacco cessation products during the year, up 15.2 percent from 1,609 in 2016.

2016 Well Child Care immunizations by age



of total claims payments) at an average of \$1,391.37 per child.

Under the State Health Plan, children are eligible for benefits until age 26. Coverage may extend past age 26 for children who are deemed medically incapacitated before age 26.

Telehealth tallies nearly 4,000 visits

New to State Health Plan members in 2017, the Blue CareOnDemandSM telehealth service offers convenient access to medical providers with use of a computer or mobile device.

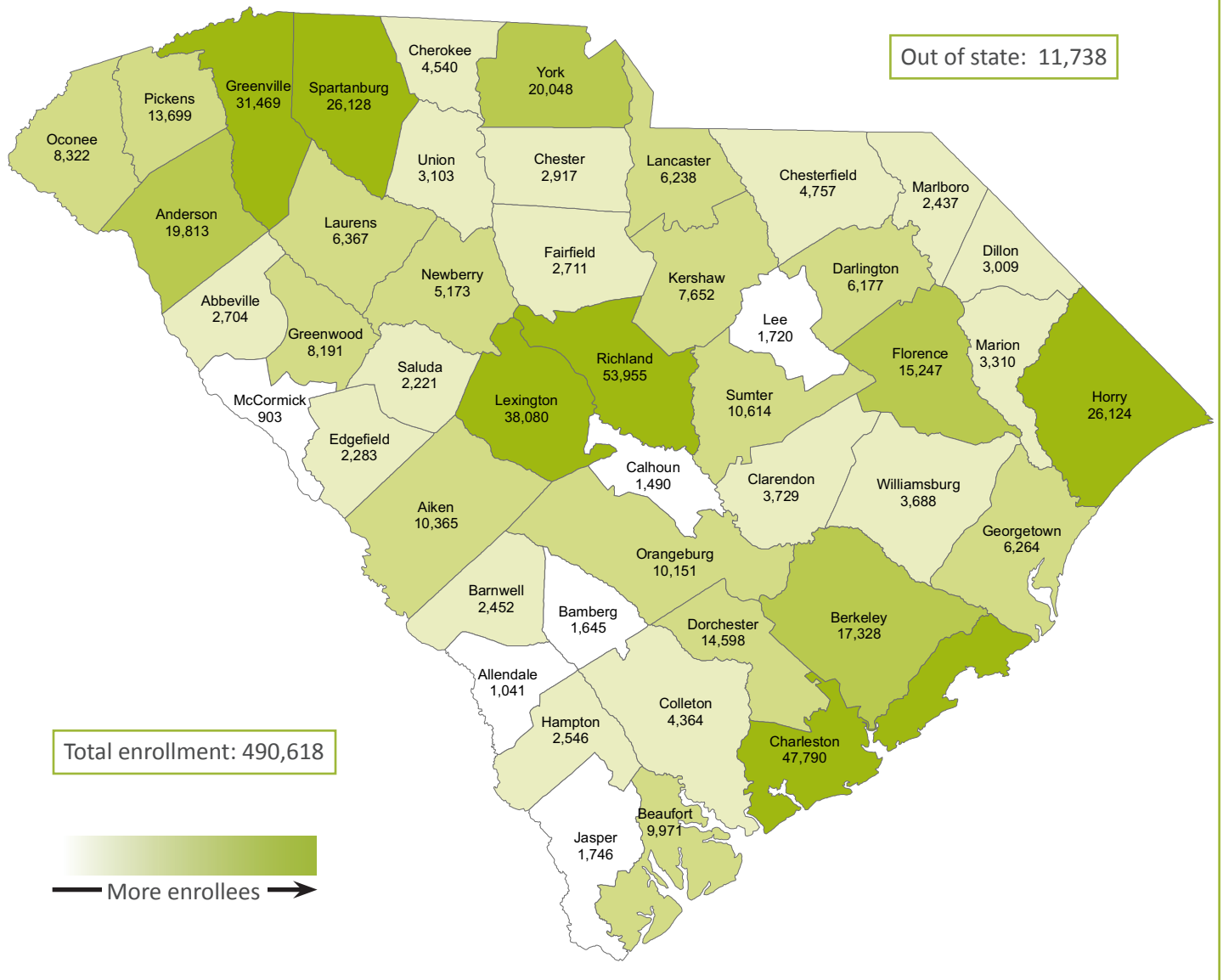
A total of 12,670 State Health Plan members registered for Blue CareOnDemandSM, and members made 3,940 visits in 2017.

Users made 3,286 visits on mobile

devices, representing the majority of visits, while 756 visits took place on a computer. Providers wrote 3,080 prescriptions for members using the service.

BlueCareOnDemandSM is available for Standard Plan and Savings Plan members for whom the State Health Plan is primary. It offers an affordable and convenient alternative to emergency rooms and urgent care centers.

State Health Plan insured lives as of February 2018



202 Arbor Lake Drive
Columbia, SC 29223