


Fiscal year 2022 pension funding allocation credit

| Employer code | SCRS | PORS |
|---------------|--------------|------------|
| 10001 | 1,560.27 | - |
| 10002 | 7,542.13 | - |
| 10100 | 65,751.11 | 6,063.36 |
| 10200 | 57,698.72 | 8,409.11 |
| 10300 | 225,467.21 | - |
| 10600 | 24,845.09 | - |
| 10900 | 10,294.76 | - |
| 12300 | 5,945.28 | - |
| 13300 | 22,660.37 | - |
| 13600 | 17,042.30 | - |
| 13700 | 4,854.95 | - |
| 20101 | 13,494.55 | - |
| 20102 | 61,622.09 | 245,190.50 |
| 20108 | 2,342.54 | - |
| 20200 | 14,247.33 | - |
| 20300 | 19,653.82 | - |
| 20400 | 90,532.96 | 9,841.41 |
| 20500 | 38,782.24 | - |
| 20600 | 42,655.55 | 26,468.57 |
| 21100 | 9,543.35 | - |
| 21400 | 155,260.62 | 705.29 |
| 21900 | 2,658.86 | - |
| 22100 | 18,988.20 | - |
| 22200 | 787.72 | - |
| 30100 | 4,495,020.92 | 67,736.48 |
| 30200 | 437,138.39 | 7,906.69 |
| 30300 | 2,932,588.77 | 37,431.29 |
| 30400 | 468,629.50 | 7,200.47 |
| 30500 | 1,657,085.95 | 34,002.22 |
| 30600 | 164,203.93 | 4,898.95 |
| 30700 | 30,481.17 | 1,034.93 |
| 30800 | 147,113.66 | 477.68 |
| 30900 | 35,389.51 | - |
| 31100 | 82,228.81 | - |
| 31102 | 76,293.73 | 37.01 |
| 31104 | 175,970.89 | 2,706.09 |
| 31105 | 46,060.59 | 1,240.01 |




Fiscal year 2022 pension funding allocation credit

| Employer code | SCRS | PORS |
|---------------|--------------|--------------|
| 31107 | 83,472.86 | - |
| 31108 | 441,789.62 | 12,598.84 |
| 31113 | 40,662.73 | 41.60 |
| 31121 | 185,387.53 | - |
| 31123 | 426,736.98 | 3,015.11 |
| 31124 | 159,838.19 | 2,393.05 |
| 31126 | 195,186.13 | 932.97 |
| 31138 | 107,062.08 | 2,659.76 |
| 31140 | 426,879.11 | 3,944.34 |
| 31142 | 168,661.15 | 387.41 |
| 31143 | 120,120.60 | 1,562.36 |
| 31146 | 161,740.35 | 1,729.52 |
| 31200 | 29,235.06 | 52.73 |
| 31300 | 303,449.23 | 5,200.56 |
| 31400 | 963,406.14 | 20,458.73 |
| 31600 | 197,546.82 | 5,494.09 |
| 31700 | 819,122.66 | 22,327.29 |
| 40100 | 487,030.60 | 8,772.75 |
| 40200 | 1,682,904.94 | 79,386.88 |
| 40700 | 84,285.55 | 189,084.99 |
| 40900 | 12,805.75 | 1,940,987.99 |
| 41400 | 36,039.25 | 470,079.63 |
| 41600 | 12,899.43 | - |
| 41700 | 594,680.70 | 1,221.57 |
| 41800 | 14,455.56 | - |
| 42000 | 18,001.32 | - |
| 42200 | 3,888,037.81 | 28,197.58 |
| 50100 | 735,998.60 | 21,760.19 |
| 50200 | 283,351.29 | 38,731.29 |
| 50400 | 52,811.80 | - |
| 50501 | 23,959.94 | - |
| 51200 | 51,968.41 | 119.82 |
| 51300 | 46,165.42 | 51,452.78 |
| 51400 | 145,645.98 | 28,244.92 |
| 51500 | - | 290.69 |
| 51600 | 30,251.61 | - |
| 51700 | 1,948,994.24 | 3,931.89 |



Fiscal year 2022 pension funding allocation credit

| Employer code | SCRS | PORS |
|---------------|--------------|------------|
| 51800 | 159,904.35 | 126,039.74 |
| 51902 | 22,633.99 | - |
| 52000 | 28,321.28 | - |
| 52200 | 140,195.94 | 191.77 |
| 52600 | 28,747.11 | - |
| 53000 | 38,094.67 | - |
| 53300 | 1,772.11 | - |
| 53900 | 9,454.64 | - |
| 54100 | 25,587.19 | 227.71 |
| 54200 | 93,408.18 | 484,270.88 |
| 54300 | 392,335.04 | 2,441.99 |
| 54400 | 408.02 | - |
| 60100 | 64,758.07 | - |
| 60400 | 34,100.66 | - |
| 60500 | 8,580.65 | - |
| 60601 | 411,566.75 | 1,216.32 |
| 60700 | 1,442,420.48 | 7,904.61 |
| 60800 | 62,726.61 | - |
| 60900 | 11,535.73 | - |
| 61000 | 487,970.46 | 2,647.67 |
| 61200 | 12,511.17 | - |
| 62200 | 12,895.27 | - |
| 62500 | 4,850.61 | - |
| 62700 | 24,247.25 | - |
| 63000 | 54,381.49 | - |
| 63500 | 46,931.66 | 545.79 |
| 63700 | 15,927.93 | 605.36 |
| 63800 | 88.34 | - |
| 64100 | 3,495.41 | 2,027.42 |
| 66600 | 127.40 | - |
| 67000 | 1,833.32 | - |
| 67100 | 71,872.79 | 521.52 |
| 67200 | 2,088.66 | - |
| 67300 | 45,249.92 | 2,283.79 |
| 67400 | 49,911.53 | - |
| 67500 | 24,823.44 | 30,259.53 |
| 67600 | 7,970.79 | - |



Fiscal year 2022 pension funding allocation credit

| Employer code | SCRS | PORS |
|---------------|------------|------------|
| 67800 | 142,907.26 | - |
| 67900 | 4,427.42 | 76.57 |
| 68000 | 5,365.99 | - |
| 68100 | 45,186.03 | - |
| 68200 | 364,083.36 | 2,030.02 |
| 68300 | 74,313.85 | - |
| 68400 | 2,608.28 | - |
| 70101 | 37,768.49 | 20,381.10 |
| 70102 | 24,717.76 | 9,139.10 |
| 70104 | 2,305.20 | 2,042.47 |
| 70108 | 3,542.82 | 1,217.05 |
| 70202 | 74,280.75 | 36,377.35 |
| 70203 | 252,894.41 | 117,142.21 |
| 70209 | 1,433.88 | 1,659.00 |
| 70212 | 1,770.07 | 2,653.99 |
| 70215 | 2,884.87 | 2,010.28 |
| 70216 | 275.61 | - |
| 70220 | 8,376.22 | 286.86 |
| 70222 | 534.36 | 478.54 |
| 70224 | 400.62 | 197.40 |
| 70301 | 16,636.88 | 9,139.38 |
| 70302 | 3,028.77 | - |
| 70303 | 6,118.13 | 2,696.37 |
| 70304 | 1,563.83 | - |
| 70305 | 3,065.61 | 2,063.20 |
| 70401 | 11,289.46 | 4,660.46 |
| 70402 | 225,913.14 | 144,450.14 |
| 70403 | 23,855.20 | - |
| 70404 | 8,193.20 | 6,489.26 |
| 70405 | 12,552.05 | - |
| 70406 | 1,418.48 | 3,643.34 |
| 70407 | 7,235.12 | 493.57 |
| 70413 | 1,186.59 | 1,094.37 |
| 70416 | 1,583.05 | - |
| 70417 | 49,875.12 | - |
| 70420 | 7,116.39 | 7,248.02 |
| 70501 | 16,167.16 | 10,897.42 |




Fiscal year 2022 pension funding allocation credit

| Employer code | SCRS | PORS |
|---------------|------------|------------|
| 70502 | 3,165.49 | 5,497.23 |
| 70503 | 2,790.51 | - |
| 70504 | 5,750.97 | 2,727.00 |
| 70505 | 305.18 | 352.36 |
| 70506 | 10,392.94 | - |
| 70507 | 671.51 | 771.39 |
| 70601 | 5,819.83 | 3,227.53 |
| 70602 | 37,944.09 | 16,156.21 |
| 70603 | 10,300.80 | 6,195.00 |
| 70605 | 119.44 | - |
| 70607 | 38,290.51 | - |
| 70608 | 4,924.83 | - |
| 70609 | 189.83 | - |
| 70701 | 363,947.96 | 196,135.69 |
| 70702 | 23,774.15 | 51,744.68 |
| 70714 | 6,471.96 | 12,234.89 |
| 70801 | 315,111.31 | 117,817.55 |
| 70802 | 16,336.98 | 25,398.80 |
| 70804 | 1,941.14 | 2,503.80 |
| 70806 | 10,912.65 | 16,353.36 |
| 70807 | 288.90 | 869.35 |
| 70901 | 42,165.55 | 13,232.79 |
| 70902 | 6,292.09 | 5,698.84 |
| 70903 | 543.63 | 426.64 |
| 70905 | 26,848.04 | - |
| 70908 | 1,259.42 | - |
| 71001 | 788,895.58 | 361,053.27 |
| 71004 | 73,625.26 | - |
| 71006 | 369,545.30 | 425,689.47 |
| 71008 | 132,544.95 | 131,973.72 |
| 71012 | 11,358.63 | 11,535.85 |
| 71018 | 234,379.68 | 292,076.14 |
| 71025 | 18,821.85 | 30,183.46 |
| 71027 | 1,194.05 | - |
| 71028 | 612.30 | - |
| 71030 | 681.50 | - |
| 71034 | 3,888.69 | - |



Fiscal year 2022 pension funding allocation credit

| Employer code | SCRS | PORS |
|---------------|------------|-----------|
| 71037 | 2,290.82 | - |
| 71038 | 12,935.50 | 863.40 |
| 71043 | 478.23 | - |
| 71047 | 4,445.53 | - |
| 71103 | 46,293.78 | 39,703.13 |
| 71105 | 21,522.25 | 30,862.01 |
| 71106 | 3,595.22 | - |
| 71108 | 4,190.86 | - |
| 71109 | 5,810.10 | 4,284.70 |
| 71112 | 19,151.35 | 158.42 |
| 71201 | 9,600.49 | 18,422.42 |
| 71202 | 70,025.54 | 32,671.91 |
| 71205 | 3,438.01 | - |
| 71213 | 763.49 | 820.70 |
| 71301 | 20,755.34 | 13,124.11 |
| 71302 | 7,534.11 | 4,699.87 |
| 71303 | 51,592.36 | 31,633.67 |
| 71304 | 362.47 | - |
| 71305 | 2,825.08 | 1,642.07 |
| 71307 | 775.20 | 84.08 |
| 71309 | 112,115.28 | 567.76 |
| 71311 | 1,591.46 | - |
| 71314 | 58.14 | - |
| 71401 | 50,451.57 | 45,700.65 |
| 71402 | 12,682.21 | 9,988.51 |
| 71404 | 2,965.63 | - |
| 71406 | 1,950.17 | 1,988.32 |
| 71407 | 2,682.56 | 2,030.46 |
| 71408 | 4,719.69 | - |
| 71409 | 32,222.58 | 216.71 |
| 71501 | 95,907.10 | 82,715.31 |
| 71504 | 23,096.99 | 19,478.30 |
| 71505 | 22,072.00 | - |
| 71506 | 7,860.75 | 5,721.64 |
| 71601 | 80,221.50 | 53,380.71 |
| 71603 | 61.20 | - |
| 71605 | 27,780.29 | 20,095.66 |



Fiscal year 2022 pension funding allocation credit

| Employer code | SCRS | PORS |
|---------------|------------|------------|
| 71607 | 18,794.23 | 16,940.49 |
| 71610 | 25,538.40 | 234.36 |
| 71614 | 1,271.92 | - |
| 71701 | 48,752.67 | 30,018.10 |
| 71702 | 25,717.63 | 10,228.64 |
| 71705 | 2,561.44 | 1,915.61 |
| 71706 | 346.85 | 1,129.06 |
| 71802 | 1,710.51 | 2,284.70 |
| 71803 | 253,364.57 | 115,301.85 |
| 71807 | 13,107.99 | - |
| 71809 | 59,184.62 | 85,291.98 |
| 71810 | 11,300.57 | - |
| 71811 | 55,551.53 | - |
| 71812 | 925.74 | 413.47 |
| 71815 | 1,157.25 | 825.39 |
| 71819 | 28.36 | - |
| 71901 | 41,591.43 | 30,440.30 |
| 71902 | 393.78 | 549.19 |
| 71904 | 3,582.77 | 3,339.77 |
| 71905 | 1,842.18 | 2,470.16 |
| 72001 | 27,662.37 | 8,532.27 |
| 72002 | 77,263.64 | 32,865.65 |
| 72004 | 2,731.55 | - |
| 72007 | 4,699.75 | - |
| 72009 | 24,489.72 | - |
| 72010 | 1,799.02 | - |
| 72011 | 1,166.33 | 294.67 |
| 72101 | 109,136.71 | 81,746.44 |
| 72102 | 205,943.51 | 95,971.16 |
| 72108 | 2,097.78 | 1,288.04 |
| 72109 | 532.62 | 522.40 |
| 72111 | 667.82 | 557.22 |
| 72112 | 22,112.26 | - |
| 72113 | 1,020.65 | 342.44 |
| 72115 | 62,417.22 | - |
| 72117 | 1,251.46 | 1,039.12 |
| 72119 | 13,948.48 | 8,931.57 |



Fiscal year 2022 pension funding allocation credit

| Employer code | SCRS | PORS |
|---------------|------------|------------|
| 72122 | 4,610.06 | 2,238.45 |
| 72126 | 134.74 | 546.91 |
| 72201 | 40,457.28 | 26,945.24 |
| 72202 | 125,165.36 | 114,304.55 |
| 72205 | 20,714.36 | - |
| 72207 | 3,607.02 | - |
| 72302 | 264,331.86 | 104,849.77 |
| 72304 | 70,836.23 | 277.37 |
| 72305 | 647,944.59 | 398,827.73 |
| 72309 | 44,024.18 | 46,389.13 |
| 72321 | 133,672.73 | 299.82 |
| 72323 | 32,028.65 | 45,159.42 |
| 72327 | 67,929.00 | - |
| 72331 | 11,969.53 | - |
| 72332 | 21,524.30 | 17,342.40 |
| 72333 | 5,223.55 | 13,560.30 |
| 72402 | 47,963.86 | 25,427.33 |
| 72403 | 114,538.00 | 57,039.96 |
| 72404 | 8,773.38 | - |
| 72409 | 82,775.10 | 595.75 |
| 72412 | 2,302.46 | 2,880.87 |
| 72501 | 43,971.55 | 25,818.61 |
| 72502 | 1,641.23 | 2,376.02 |
| 72504 | 471.82 | - |
| 72506 | 9,803.92 | - |
| 72509 | 4,668.10 | 3,930.25 |
| 72510 | 1,042.48 | 3,307.08 |
| 72601 | 510,816.89 | 457,482.85 |
| 72602 | 51,478.59 | 38,295.17 |
| 72604 | 222,222.31 | 216,282.81 |
| 72605 | 19,816.03 | 15,125.87 |
| 72606 | 9,202.20 | 4,989.59 |
| 72613 | 897.47 | 1,027.69 |
| 72614 | 2,088.72 | 2,076.45 |
| 72617 | 37,734.00 | - |
| 72701 | 40,214.88 | 55,643.49 |
| 72702 | 9,380.84 | 12,940.84 |




Fiscal year 2022 pension funding allocation credit

| Employer code | SCRS | PORS |
|---------------|------------|------------|
| 72704 | 18,418.46 | - |
| 72705 | 12,029.80 | 20,976.55 |
| 72802 | 101,731.46 | 46,244.00 |
| 72806 | 692.72 | 2,143.45 |
| 72807 | 415.95 | 389.07 |
| 72808 | 13,010.13 | 69.77 |
| 72809 | 9,283.77 | - |
| 72901 | 132,028.34 | 82,682.28 |
| 72902 | 41,963.88 | 27,041.55 |
| 72904 | 459.25 | - |
| 72907 | 29,739.54 | - |
| 72908 | 5,665.35 | - |
| 72909 | 3,839.75 | - |
| 72911 | 4,461.02 | 13.33 |
| 73001 | 28,390.92 | 15,568.14 |
| 73002 | 75,673.61 | 55,900.21 |
| 73005 | 1,449.04 | - |
| 73006 | 54,889.31 | - |
| 73101 | 36,908.93 | 13,965.72 |
| 73102 | 12,073.65 | 4,476.23 |
| 73105 | 28,407.88 | - |
| 73201 | 368,403.12 | 310,417.65 |
| 73202 | 55,521.20 | 29,990.02 |
| 73203 | 65,106.53 | 26,098.23 |
| 73205 | 52,584.28 | 31,068.83 |
| 73206 | 12,897.54 | 11,413.67 |
| 73209 | 1,793.20 | 2,432.68 |
| 73212 | 761.34 | 1,206.29 |
| 73213 | 326.22 | 1,470.14 |
| 73215 | 2,687.81 | 1,240.93 |
| 73216 | 6,838.58 | 2,997.79 |
| 73217 | 8,435.76 | 13,645.47 |
| 73223 | 898.76 | 631.16 |
| 73224 | 55,394.06 | - |
| 73226 | 248.56 | 2,631.26 |
| 73227 | 499.09 | - |
| 73301 | 40,375.16 | 26,435.14 |



Fiscal year 2022 pension funding allocation credit

| Employer code | SCRS | PORS |
|---------------|------------|-----------|
| 73302 | 10,042.10 | 11,322.87 |
| 73303 | 7,615.95 | 9,720.66 |
| 73306 | 3,455.53 | - |
| 73308 | 8,293.15 | - |
| 73310 | 31,994.06 | - |
| 73311 | 491.45 | 1,146.05 |
| 73401 | 40,798.82 | 18,121.29 |
| 73402 | 31,572.61 | 18,608.58 |
| 73405 | 5,992.50 | - |
| 73406 | 1,778.23 | 1,894.58 |
| 73407 | 944.87 | 554.67 |
| 73501 | 1,057.85 | 2,573.13 |
| 73502 | 24,257.64 | 11,776.08 |
| 73506 | 19.38 | - |
| 73507 | 2,832.67 | - |
| 73601 | 41,315.11 | 21,807.70 |
| 73602 | 45,779.55 | 36,229.55 |
| 73603 | 1,909.31 | - |
| 73607 | 3,725.51 | 1,306.92 |
| 73608 | 107.87 | - |
| 73609 | 892.21 | 1,417.14 |
| 73612 | 48.75 | - |
| 73613 | 28,875.96 | 260.57 |
| 73614 | 7,886.94 | - |
| 73702 | 123,647.00 | 71,083.31 |
| 73703 | 60,045.37 | 28,371.11 |
| 73707 | 16,910.28 | 5,084.47 |
| 73708 | 10,894.18 | 8,262.29 |
| 73710 | 936.97 | 670.05 |
| 73712 | 37,472.30 | - |
| 73801 | 45,219.06 | 34,358.11 |
| 73803 | 165,137.17 | 90,814.56 |
| 73805 | 754.58 | 1,046.45 |
| 73806 | 253.08 | 1,110.26 |
| 73807 | 963.39 | 879.86 |
| 73808 | 23.87 | - |
| 73809 | 275.41 | 259.40 |



Fiscal year 2022 pension funding allocation credit

| Employer code | SCRS | PORS |
|---------------|------------|------------|
| 73811 | 1,245.01 | 831.50 |
| 73812 | 4,064.32 | 2,666.03 |
| 73815 | 64,968.77 | 177.79 |
| 73816 | 12.24 | - |
| 73820 | 562.25 | 377.01 |
| 73822 | 24,869.11 | - |
| 73901 | 30,415.29 | 30,187.83 |
| 73902 | 4,653.01 | 10,045.83 |
| 73903 | 144,322.87 | 71,832.64 |
| 73906 | 13,005.61 | 6,036.68 |
| 73907 | 7,363.10 | 2,781.16 |
| 73909 | 15,413.71 | - |
| 73911 | 55,275.03 | 17,198.57 |
| 73912 | 507.34 | - |
| 73914 | 559.31 | - |
| 73916 | 40,151.81 | - |
| 74002 | 115,815.01 | 828.16 |
| 74003 | 495,111.62 | 402,765.66 |
| 74005 | 568,408.30 | 422,393.60 |
| 74013 | 16,337.65 | 13,059.76 |
| 74014 | 13,835.87 | - |
| 74016 | 601.13 | - |
| 74017 | 24,184.45 | - |
| 74020 | 4,233.43 | - |
| 74101 | 3,981.04 | 3,359.34 |
| 74102 | 33,519.97 | 17,693.46 |
| 74106 | 1,309.36 | 310.88 |
| 74203 | 354,392.92 | 259,474.68 |
| 74208 | 57,577.02 | 839.82 |
| 74213 | 4,540.66 | 5,107.12 |
| 74216 | 8,364.08 | 4,422.93 |
| 74217 | 2,211.00 | 2,272.64 |
| 74218 | 1,282.12 | 2,028.44 |
| 74221 | 2,546.31 | 2,224.42 |
| 74222 | 2,259.78 | 3,458.97 |
| 74223 | 1,040.35 | 1,815.18 |
| 74224 | 256.19 | 1,955.98 |




Fiscal year 2022 pension funding allocation credit

| Employer code | SCRS | PORS |
|---------------|--------------|------------|
| 74226 | 4,602.70 | 3,223.32 |
| 74229 | 2,712.55 | 9,914.57 |
| 74230 | 80,218.09 | 92,258.24 |
| 74301 | 130,980.39 | 87,767.95 |
| 74302 | 134,244.71 | 88,164.25 |
| 74304 | 7,049.34 | - |
| 74307 | 8,630.15 | - |
| 74308 | 76.41 | - |
| 74309 | 240.17 | - |
| 74311 | 46,252.41 | 236.36 |
| 74312 | 261.53 | - |
| 74401 | 46,041.10 | 26,922.07 |
| 74402 | 42,844.02 | 19,139.66 |
| 74405 | 1,620.86 | - |
| 74406 | 1,227.02 | 902.94 |
| 74407 | 22,229.35 | - |
| 74410 | 426.26 | - |
| 74501 | 82,460.46 | 37,917.56 |
| 74504 | 10,704.71 | 9,747.41 |
| 74506 | 2,257.10 | 41.39 |
| 74508 | 13,746.20 | - |
| 74509 | 3,693.65 | 1,442.48 |
| 74510 | 569.69 | 362.64 |
| 74601 | 278,691.55 | 132,413.25 |
| 74602 | 279,161.49 | 179,510.52 |
| 74604 | 31,405.79 | 29,569.12 |
| 74605 | 29,666.18 | - |
| 74607 | 13,161.46 | 8,996.11 |
| 74609 | 22,023.16 | 20,599.63 |
| 74611 | 16,406.45 | - |
| 74612 | 66,274.76 | - |
| 74613 | 20,652.65 | 16,547.13 |
| 74619 | 3,418.83 | - |
| 74620 | 8,778.66 | 171.75 |
| 80101 | 176,908.48 | 223.88 |
| 80103 | 14,277.18 | - |
| 80201 | 1,292,296.34 | 1,121.76 |




Fiscal year 2022 pension funding allocation credit

| Employer code | SCRS | PORS |
|---------------|--------------|----------|
| 80202 | 15,205.89 | - |
| 80302 | 89,679.02 | - |
| 80401 | 444,265.68 | 401.86 |
| 80402 | 181,435.19 | 142.85 |
| 80403 | 141,140.00 | - |
| 80404 | 176,333.32 | - |
| 80405 | 714,399.52 | 937.09 |
| 80406 | 5,766.79 | - |
| 80407 | 25,401.50 | - |
| 80409 | 12,264.76 | - |
| 80502 | 46,090.50 | - |
| 80503 | 95,163.22 | 19.43 |
| 80601 | 134,264.38 | 13.31 |
| 80602 | 46,706.03 | - |
| 80603 | 60,218.02 | - |
| 80606 | 10,252.80 | - |
| 80701 | 1,206,424.90 | 592.12 |
| 80702 | 13,320.44 | - |
| 80704 | 30,365.62 | - |
| 80801 | 1,724,675.68 | 193.57 |
| 80902 | 114,657.23 | - |
| 81001 | 2,967,627.57 | 2,036.59 |
| 81002 | 47,295.38 | - |
| 81003 | 25,729.38 | - |
| 81004 | 16,492.99 | - |
| 81102 | 519,855.22 | 735.12 |
| 81201 | 300,213.89 | - |
| 81301 | 401,890.32 | 371.49 |
| 81402 | 149,742.18 | - |
| 81408 | 111,857.56 | 9.25 |
| 81501 | 317,819.84 | 853.91 |
| 81601 | 580,788.70 | 16.91 |
| 81701 | 292,843.33 | - |
| 81802 | 1,247,445.96 | 4,533.24 |
| 81805 | 16,433.91 | - |
| 81806 | 162,787.91 | - |
| 81901 | 214,371.63 | - |



Fiscal year 2022 pension funding allocation credit

| Employer code | SCRS | PORS |
|---------------|--------------|----------|
| 81902 | 20,851.06 | - |
| 82001 | 256,218.65 | 24.16 |
| 82101 | 966,881.64 | 948.53 |
| 82106 | 61,296.62 | - |
| 82107 | 221,656.39 | - |
| 82108 | 45,472.02 | - |
| 82109 | 76,823.03 | 1.32 |
| 82201 | 621,134.19 | 990.82 |
| 82301 | 3,976,013.64 | 3,201.09 |
| 82306 | 18,144.36 | - |
| 82307 | 20,962.17 | - |
| 82308 | 16,763.97 | - |
| 82309 | 67,060.14 | - |
| 82312 | 16,319.08 | - |
| 82401 | 53,277.14 | 142.40 |
| 82402 | 490,322.64 | 145.21 |
| 82406 | 91,463.90 | - |
| 82503 | 190,094.30 | 238.91 |
| 82601 | 2,621,245.40 | 2,559.47 |
| 82602 | 7,017.57 | - |
| 82603 | 11,270.53 | - |
| 82604 | 7,444.06 | - |
| 82701 | 167,833.90 | 22.51 |
| 82702 | 23,413.91 | - |
| 82801 | 569,840.33 | 220.26 |
| 82901 | 669,228.39 | 721.05 |
| 83001 | 327,629.99 | 216.10 |
| 83005 | 176,515.16 | - |
| 83101 | 136,426.10 | - |
| 83202 | 529,029.00 | 223.12 |
| 83203 | 136,907.42 | - |
| 83204 | 182,975.45 | - |
| 83205 | 1,190,409.80 | 928.68 |
| 83206 | 1,601,792.88 | 3,090.70 |
| 83207 | 5,268.76 | - |
| 83301 | 295,413.23 | - |
| 83402 | 236,994.12 | 77.75 |



Fiscal year 2022 pension funding allocation credit

| Employer code | SCRS | PORS |
|---------------|--------------|-----------|
| 83501 | 59,670.38 | 650.95 |
| 83601 | 363,271.84 | 671.91 |
| 83701 | 676,584.61 | 164.70 |
| 83810 | 8,570.87 | - |
| 83811 | 4,122.11 | - |
| 83812 | 852,211.41 | 711.16 |
| 83901 | 810,237.63 | 209.61 |
| 84002 | 1,976,873.02 | 3,169.73 |
| 84003 | 1,784,733.89 | 4,792.04 |
| 84004 | 8,286.21 | - |
| 84005 | 17,177.23 | - |
| 84006 | 63,725.49 | - |
| 84008 | 6,213.04 | - |
| 84009 | 15,045.88 | - |
| 84010 | 2,905.97 | - |
| 84011 | 8,090.27 | - |
| 84101 | 129,505.05 | - |
| 84203 | 574,938.19 | 1,206.14 |
| 84207 | 636,438.43 | 660.95 |
| 84208 | 145,816.10 | 152.56 |
| 84209 | 460,111.32 | 1,837.81 |
| 84210 | 208,648.92 | 699.58 |
| 84211 | 285,075.25 | 29.54 |
| 84212 | 508,515.23 | 94.60 |
| 84213 | 25,609.73 | - |
| 84214 | 17,033.43 | - |
| 84215 | 25,160.95 | - |
| 84301 | 968,825.37 | 1,359.71 |
| 84401 | 208,100.16 | 1,071.89 |
| 84501 | 232,786.73 | - |
| 84506 | 13,508.78 | - |
| 84601 | 472,710.72 | - |
| 84603 | 1,002,099.12 | 676.03 |
| 84604 | 686,528.05 | 336.50 |
| 84605 | 303,935.35 | - |
| 84606 | 6,518.75 | - |
| 90203 | - | 48,223.16 |



Fiscal year 2022 pension funding allocation credit

| Employer code | SCRS | PORS |
|---------------|-----------|-----------|
| 90208 | 768.01 | 745.00 |
| 90403 | - | 67,402.75 |
| 90709 | - | 80,998.44 |
| 90711 | 41,353.28 | 29,577.95 |
| 90803 | 78,716.10 | 32,783.62 |
| 90810 | - | 982.11 |
| 91009 | 15,255.70 | 9,307.21 |
| 91203 | 2,196.60 | 1,926.62 |
| 91503 | 529.74 | 1,627.13 |
| 91604 | - | 1,354.22 |
| 91605 | 278.20 | 621.01 |
| 92202 | 3,535.12 | 4,058.23 |
| 92302 | 27,074.16 | 42,111.49 |
| 92404 | 2,363.39 | 1,819.51 |
| 92502 | 4,625.06 | 5,700.20 |
| 92606 | - | 78,068.66 |
| 92609 | 80.57 | 543.70 |
| 93005 | 9,932.04 | 16,849.12 |
| 93808 | 2,190.41 | 2,235.19 |
| 94504 | 257.83 | 744.59 |